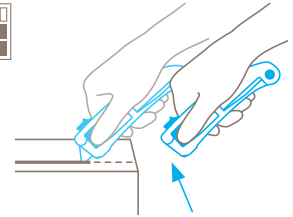


TECHNICAL DATA SHEET

SECUPRO MAXISAFE
NO. 101306

Safety technology

**Fully automatic blade retraction – a very high degree of safety**

The fully automatic blade retraction of the SECUPRO MAXISAFE guarantees a very high degree of safety from cut injuries. The blade withdraws into the handle immediately after leaving the material being cut. Even if the slider is still being activated.



SAFETY KNIFE WITH FULLY AUTOMATIC BLADE RETRACTION FOR RIGHT AND LEFT HANDERS.

Order No. 101306.17

Perfect handling – from every side. With ceramic blade.

The SECUPRO MAXISAFE has been making an impression for more than 15 years due to its lightness and wide range of applications. The safety knife has now reached new levels of ergonomic design. Just hold the 3-sided slider in your hand and try it out ... notice the difference? Another new feature is the pre-installed ceramic blade. The fully automatic blade retraction system ensures that the blade always retracts securely back into the handle.

Ergonomic handle

The plastic handle now sits even better in the hand thanks mainly to the new shape of the knife's back. The slider and blade change button have also been improved for efficient operation.

3-sided slider

From the right? From the left? From above? Regardless of how you want to activate the blade, all options are available with the SECUPRO MAXISAFE. What's more, the 3-sided slider is now grooved for better grip.

At the press of a button


Your two hands alone are enough to change the blade. And these short instructions: press the blade change button and swing open the handle. Push the blade carrier to the front and you can change the blade. It's that easy.

Metal guard

SECUPRO MAXISAFE is not afraid of a little friction. A metal abrasion protection shield, found on the underside of the knife head, works to prevent any general wear and tear as you cut your path through the day.












2-cutting edge blade

Don't change your blade the moment the tip turns blunt. Double the usage time of your blades and minimize wastage by always remembering to flip them over. Don't forget: there are two sides to every blade!













PRODUCT FEATURES

Technical features

 Very high safety	 Tool-less blade change	 Abrasion resistant	 Ergonomic
 2-cutting edge blade	 Cutting depth	 Rounded-tip trapezoid blade	 Ceramic
 For right and left handers	 Lanyard hole	 Printable for promotional purposes	

Main cutting materials

 Cardboard: up to 2-ply	 Plastic strapping band	 Tape	 Layers of foil or paper
 Wrapping, stretch and shrink foil	 Yarn, cord	 Felt	 Fleece
 Bagged goods	 Textile, material		

Installed blade



NO. 60099C
0.65 mm, ceramic, rounded blade tips, deep-edged

Optional blade



NO. 60099
0.63 mm, rounded blade tips, deep-edged



NO. 98
0.63 mm

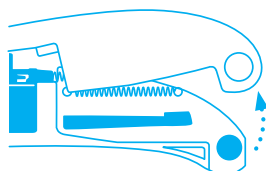


NO. 99
0.63 mm, deep-edged

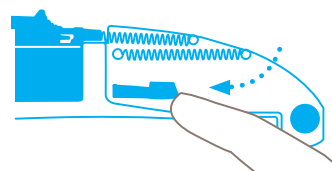


NO. 199
0.63 mm, deep-edged, stainless

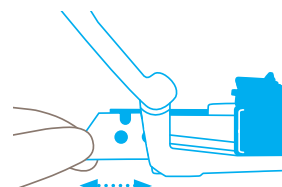
BLADE CHANGE



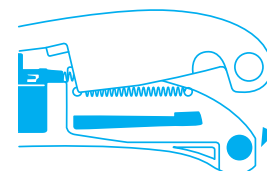
To change the blade, **press the button** at the end of the knife and fold open the upper half of the handle.



Release the blade carrier by **pressing down and pushing forward**, as indicated.



Now either **rotate or change the blade**, before pulling the blade carrier back into its original position.



Finally, fold the **upper half of the handle back down** until it snaps into place. Please check blade retraction!

SERVICES OFFERED



Safety poster



Technical data sheet



Consulting service

PRODUCT AND PACKAGING DETAILS

Order No.	NO. 101306.17	Packaging unit	1 in single unit box
Knife size (L x W x H)	148 x 18 x 42 mm	Size Single unit box	152 x 24 x 46 mm
Weight knife	65.4 g	Weight single unit box	81.0 g
Basic material	Glass fibre reinforced plastic	EAN Code single unit box	4002632802881
Cutting depth	16 mm	Quantity in outer pack	10 knives
		Size outer pack	144 x 100 x 168 mm
		Weight outer pack	867.0 g
		EAN Code outer pack	4002632852886
		Customs tariff number	69149000

SAFETY CERTIFICATE

Date of issue	21.03.2022
Certification	GS certificate NO. 183620-7519-55094-2022

Certificates and awards



SAFETY ADVICE

To ensure that you use your new MARTOR knife safely and most effectively, please read and note the following user-instructions. Please keep the written guide in a safe place so that you can access it at any time.

1. General application instructions: Please always use the product carefully for manual cutting work only and not for any purposes other than those that are intended. Please take the correct handling and the proper use of the knives into account in this regard. As an additional safety measure, we recommend the wearing of safe gloves.

2. Special application instructions to avoid the danger of injuries: Only use knives that are in perfect condition and have sharp, clean and undamaged MARTOR blades. Employ the utmost care when handling the knives. Prior to use, familiarise yourself with the safety features and their functioning. Ensure that these safety features are not impaired by the type of material to be cut. **CAUTION:** The blade is sharp and can result in serious and deep cuts. Therefore, never reach into the blade! Do not place your free hand in the line of cutting and never cut directly towards you.

3. Replacement of spare parts: Replace any blades that become dull at the right time! Use only the replacement blades from MARTOR for this purpose. Dispose of old blades in a

proper fashion. They should not be placed in a waste paper bin, as this poses a considerable danger of injuries. Never perform any repairs yourself. If the knife shows signs of aging or any other wear, e.g. which impair safety features, blade changing or usage, the knife must be taken out of service and replaced. Do not modify this product in any way. Modifications of any kind may impair product safety. **CAUTION:** The risk of injury caused by manipulation of this product is extremely high.

4. Non-use of the knife: Always secure the blade in such a way (depending on product type) that injuries due to cuts are excluded. Store the knife in a secure place.

5. Care instructions: To guarantee a long service life, always keep the knife clean and do not expose it to unnecessary soiling and humidity.

CAUTION: No liability will be assumed for consequential losses. Subject to technical changes and errors! This knife does not belong in the hands of children!

ACCESSORIES

BELT HOLSTER S WITH CLIP

NO. 9920



What do you do with your cutting tools when you are not actually using them? The MARTOR BELT HOLSTER S is a robust holder that allows you to carry all compact MARTOR knives as well as our safety scissors at all times. In addition, the compartments are designed to allow you to load different tools: for example you can also carry a pen or a pack of blades. The MARTOR BELT HOLSTER is the ideal place to stow your tools safely when moving from A to B - and have them at hand, as soon as they are required.

HOLSTER LARGE

NO. 9843



Your cutting tool will feel comfortable in this plastic HOLSTER. Attach it to your belt or with a clip to "utility" pockets, or use it as a knife station at your workplace. The larger HOLSTER in black is suitable, for example, for the SECUPRO MAXISAFE.

USED BLADE CONTAINER


NO. 9810



You can fill the USED BLADE CONTAINER with the content of your SAFEBOX. Or directly with your used blades. When the box is full, turn the lid until it shuts. Now the box cannot be reopened. The next step is to safely and completely dispose of the filled USED BLADE CONTAINER as normal waste.

WALL MOUNT BRACKET USED BLADE CONTAINER

NO. 9845



Include it in your order now! With this mounting bracket you can fix your USED BLADE CONTAINER to a central location. Use the clamp and screws and nuts supplied with the product to attach it to either a pipe or a rod.

SAFEBOX

NO. 108000



The SAFEBOX is large enough to store a large number of used blades safely. And at the same time, it is compact enough to carry with you. The two slits are not only used for filling, but also to "shorten" your snap-off blades. When your SAFEBOX is full, empty it into your USED BLADE CONTAINER.



Distributed by: Saurya HSE Pvt Ltd
C-112A Kailash Business Park, Veer Sawarkar Marg, Vikhroli West, Mumbai 400079, India
T: +91 22 4065 5555 | E: commercial@sauryahse.com | W: sauryahse.com