

TECHNICAL DATA SHEET

SECUMAX SALVEX SOS NO. 538

Safety technology



Concealed blade – a maximum degree of safety

The SECUMAX SALVEX SOS blade is not an open one, but is hidden from people and goods. This provides you with the highest degree of safety from cut injuries and from damage to goods.



SOS SAFETY KNIFE WITH CONCEALED BLADE. ALSO FOR BREAKING SIDE WINDOWS.

Order No. 538.02

First-aid cutter and hammer in one.

In the event of an accident, it's paramount that you react quickly and calmly. An intuitively operable first-aid cutter with multiple uses can be a lifesaving tool. Use the SECUMAX SALVEX SOS to smash the side-window of a crumpled car. Use the concealed blade to cut through seat belts and other trapping materials, and finally, to quickly open clothing. Being able to help is a great thing!

Especially robust

The SECUMAX SALVEX SOS consists of robust plastic and is therefore robust and up for the job. So you can always rely on it for emergencies. And that too, for a long time.

Hammer included

Your first-aid cutter will not even be stopped by safety glass. Use the integrated emergency hammer made of specially hardened steel to smash window and side panes.

4-cutting edge blade

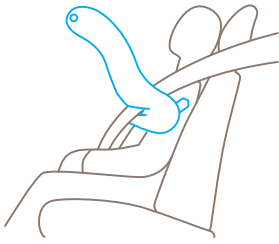
Since the blade has four sharp edges, you can turn and turn it over several times. Thanks to the constantly „fresh“ blade, a perfectly functioning cutting tool is available to you in emergency situations.

For right and left handers

There are situations in which every second counts. That's why the SECUMAX SALVEX SOS is always ready for use. The question of whether you are right or left handed does not arise, as it fits into any hand.









Eyelet and holder

Very important: you have your first-aid cutter with you. Also important: you can always find it again quickly. That's why the SECUMAX SALVEX SOS not only has an eyelet for attaching, but also a separate holder for the car.








PRODUCT FEATURES

Technical features

 Maximum safety	 Blade change with tool	 Abrasion resistant	 Ergonomic
 4-cutting edge blade	 Cutting depth	 For right and left handers	 Lanyard hole

Main cutting materials

 Safety belt	 Textile, material	 Fleece	 Felt
 Yarn, cord			

Installed blade



NO. 37040
0.40 mm

Optional blade



NO. 37030
0.30 mm



NO. 37044
0.40 mm, deep-edged



NO. 36030
0.30 mm



NO. 13730
0.30 mm, stainless



NO. 83730
0.30 mm, stainless, TiN-coated



NO. 83630
0.30 mm, stainless, TiN-coated

BLADE CHANGE

Loosen the screw, lift the blade cover and change or reverse blade.



PRODUCT AND PACKAGING DETAILS

Order No.	NO. 538.02	Packaging unit	1 in single unit box
Knife size (L x W x H)	187 x 24 x 77 mm	Size Single unit box	196 x 80 x 26.0 mm
Weight knife	140.0 g	Weight single unit box	215.0 g
Basic material	Plastic	EAN Code single unit box	4002632005381
Cutting depth	5.6 mm	Quantity in outer pack	10 knives
		EAN Code outer pack	4002632951237
		Customs tariff number	82149000

SAFETY ADVICE

To ensure that you use your new MARTOR knife safely and most effectively, please read and note the following user-instructions. Please keep the written guide in a safe place so that you can access it at any time.

1. General application instructions: Please always use the product carefully for manual cutting work only and not for any purposes other than those that are intended. Please take the correct handling and the proper use of the knives into account in this regard. As an additional safety measure, we recommend the wearing of safe gloves.

2. Special application instructions to avoid the danger of injuries: Always take great care when handling the product. Before first use, familiarise yourself with the safety technology and how it works. Before every further use, check the knife for proper functioning. Only use cutting tools that are in perfect condition with sharp, clean and undamaged MARTOR blades. Also make sure that the knife's operation is not impaired by the material to be cut or by dirt or particle deposits around the blade. **CAUTION: The blade is sharp and can result in serious and deep cuts. Therefore, never reach into the blade!** Do not place your free hand in the line of cutting and never cut directly towards you.

3. Replacement of spare parts: Replace any blades that become dull at the right time! Use only the replacement blades from MARTOR for this purpose. Dispose of old blades in a proper fashion. They should not be placed in a waste paper bin, as this poses a considerable danger of injuries. Never perform any repairs yourself. If the knife shows signs of aging or any other wear, e.g. which impair safety features, blade changing or usage, the knife must be taken out of service and replaced. Do not modify this product in any way. Modifications of any kind may impair product safety. **CAUTION:** The risk of injury caused by manipulation of this product is extremely high.

4. Non-use of the knife: Always secure the blade in such a way (depending on product type) that injuries due to cuts are excluded. Store the knife in a secure place.

5. Care instructions: To guarantee a long service life, always keep the knife clean and do not expose it to unnecessary soiling and humidity.

CAUTION: No liability will be assumed for consequential losses. Subject to technical changes and errors! This knife does not belong in the hands of children!

ACCESSORIES

TOOL RETRACTOR

NO. 9960



The TOOL RETRACTOR protects your cutting tool from loss and from falling down. Its core is the heavy-duty Kevlar cord that can be extended up to 90 cm. As soon as you let go of your knife, it is returned to you via the flexible cord. Your hands are free for other activities – the knife always remains at hand. The carabiner is designed for your belt loop, the steel cord at the other end fits through the eyelet of your cutting tool.

USED BLADE CONTAINER


NO. 9810



You can fill the USED BLADE CONTAINER with the content of your SAFEBOX. Or directly with your used blades. When the box is full, turn the lid until it shuts. Now the box cannot be reopened. The next step is to safely and completely dispose of the filled USED BLADE CONTAINER as normal waste.

WALL MOUNT BRACKET USED BLADE CONTAINER

NO. 9845



Include it in your order now! With this mounting bracket you can fix your USED BLADE CONTAINER to a central location. Use the clamp and screws and nuts supplied with the product to attach it to either a pipe or a rod.

SAFEBOX

NO. 108000



The SAFEBOX is large enough to store a large number of used blades safely. And at the same time, it is compact enough to carry with you. The two slits are not only used for filling, but also to „shorten“ your snap-off blades. When your SAFEBOX is full, empty it into your USED BLADE CONTAINER.



Distributed by: SAURYA HSE PVT LTD

Ho: C-112A, Kailash Business Park, Veer Sawarkar Marg, Vikhroli (West), Mumbai – 400079, Maharashtra, India

T: +91 22 4065 5555 | E: commercial@sauryahse.com | W: www.sauryahse.com