

# SAFETY POSTER INSTRUCTIONS FOR THE SAFE HANDLING OF YOUR CUTTING TOOL

**martor**

## SECUPRO MEGASAFE

Fully automatic blade retraction for a very high degree of safety

Blade change button for a safe and easy blade change

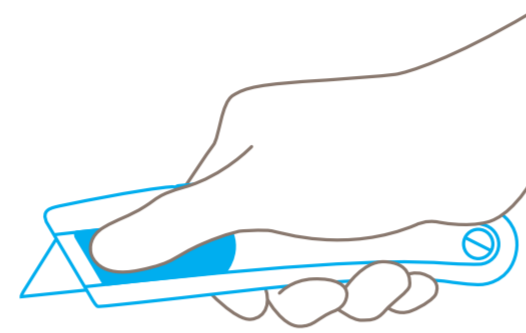
Ergonomic handle for greater efficiency



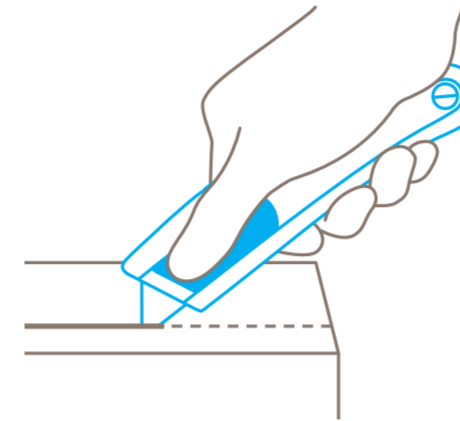
2-times usable blade with a large cutting depth

Abrasion resistant aluminium for top performance

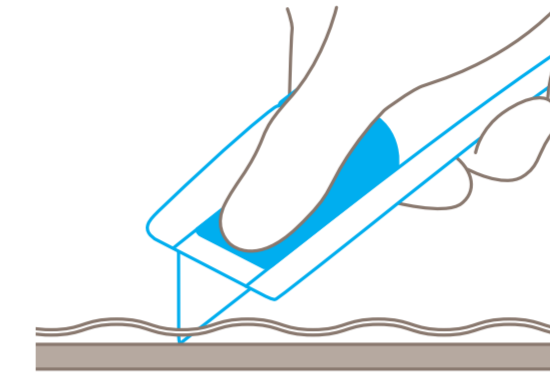
### USAGE



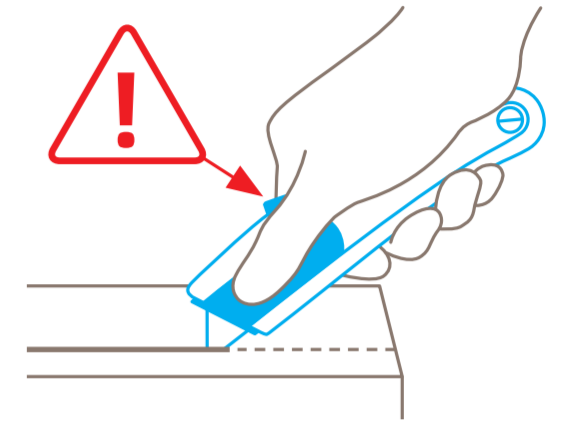
Use the slider to **engage the blade** for cutting.



It is best to leave your **thumb on the slider** whilst cutting.

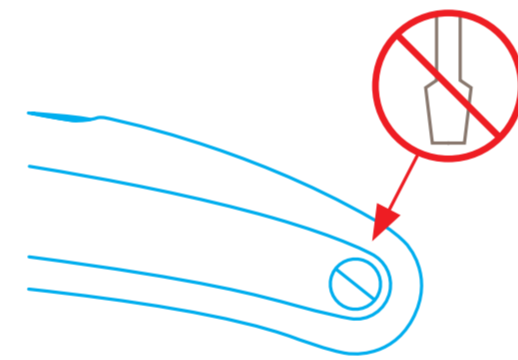


When cutting foil, be sure there is **enough counter-pressure** so that the blade does not retract by itself.

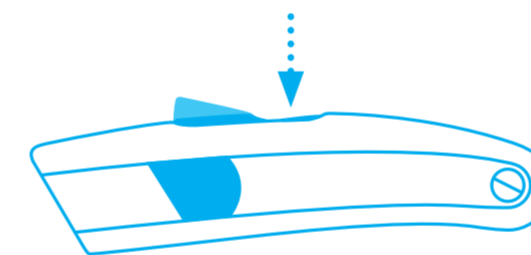


**Do not cut** when the blade-change facilitating rocking is open!

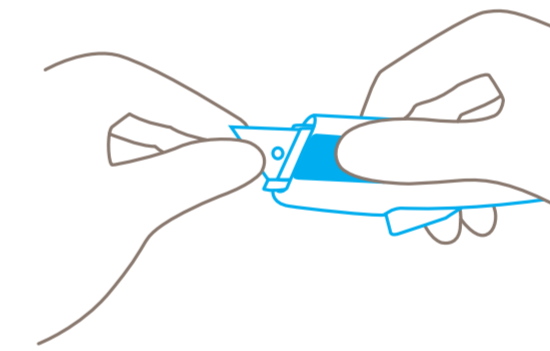
### BLADE CHANGE



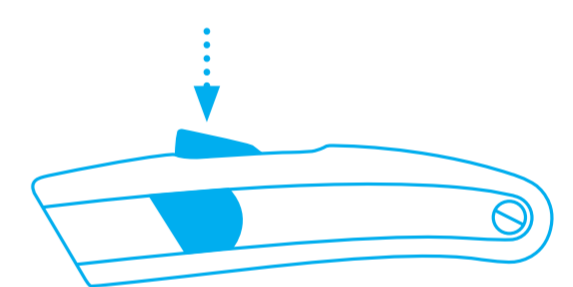
**Do not unscrew** the handle to change the blade!



Press the **rocking device downwards**.

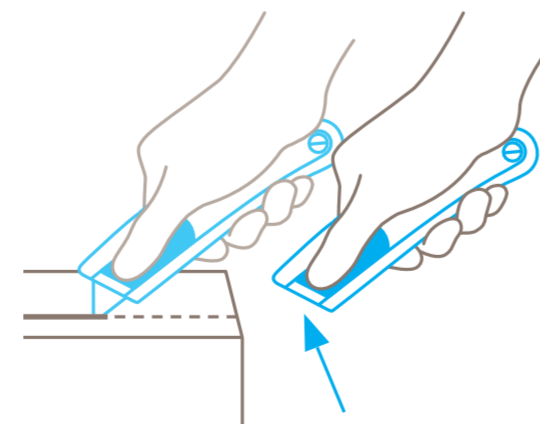


Move the slider fully forwards. Turn the handle so that the **transparent blade cover faces upwards**.



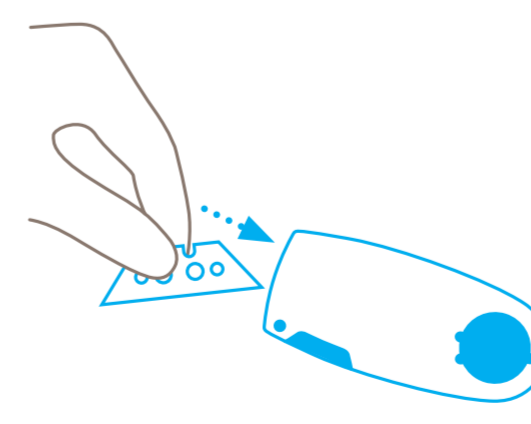
Now **rotate or change the blade** and carefully release hold of the slider. Close the rocking device.

### PROTECTION OF USER

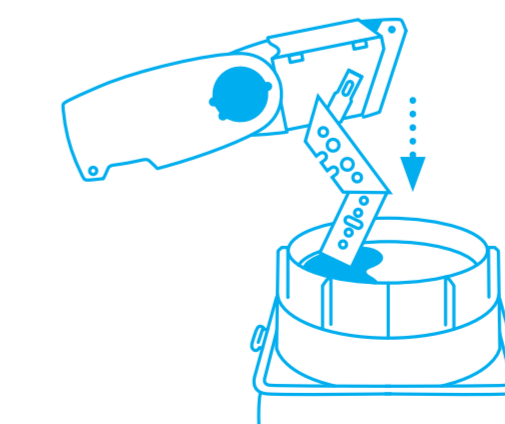


The blade automatically retracts into the handle the moment cutting ceases. Even when the slider is still **being held forwards**.

### DISPOSAL



Your **SAFEBOX** is the best place to store **used blades**.



When the **SAFEBOX** is full, **empty all contents** into your **RECYCLING BOX**.

**SAURYA**

Engineering Control Safety Solutions



[www.sauryahse.com](http://www.sauryahse.com)