SAURYA
Engineering Control Safety Solutions

martor

TECHNICAL DATA SHEET

SECUPRO 625
NO. 625046

Safety technology

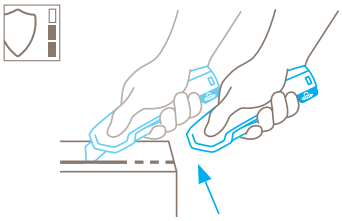

Fully automatic blade retraction – a very high degree of safety
The fully automatic blade retraction of the SECUPRO 625 guarantees a very high degree of safety from cut injuries. The blade withdraws into the handle immediately after leaving the material being cut. Even when the lever is still being squeezed.



SQUEEZE-LEVER KNIFE WITH LARGER CUTTING DEPTH AND FULLY AUTOMATIC BLADE RETRACTION.

Order No. 625046.02

Performance that's hard to beat.
The SECUPRO 625 is at the forefront of our ergonomic squeeze-grip knives, also and especially with its particularly robust bimetal blade. Its aspiration is very clear: premium. Because it offers all that professional users require: an aluminium handle, an easy and smooth lever to release the blade, a large cutting depth combined with a very high safety due to the fully automatic blade retraction. All in all, you will know that you have a high-end cutting tool in your hands.

Robust and durable
As you can see and feel, the handle is made of high-quality aluminum. The controls are also extremely durable. This makes the SECUPRO 625 your go-to professional tool for the toughest applications and highest cutting frequencies in logistics and production.

Outstanding ergonomics
We have rarely produced a cutting tool before that fits so perfectly into the heavy users hand as the SECUPRO 625. The long and smooth lever, the round shape of the handle and the soft grip at the back of the knife – it's more than worth testing it!

Large cutting depth
The long blade extension is ideal for cutting up to 3-ply cardboard boxes, rubber, material on reels and many more applications. The blade can be changed in a few steps – by operating the blade change button and pressing the lever, it can be easily pulled out.

2-cutting edge bimetal blade
Ideal for powerful cuts: The bimetal blade withstands heavy-duty use exceptionally well. When subjected to heavy pressure, it bends slightly without breaking. The cutting edge made from high-speed steel (HSS) stays sharp for a particularly long time.

Safe across the board
While you rely on the blade retraction at the front part of the handle, there's another safety feature built in for even more protection. You can lock the lever and thus avoid that the blade is released unintentionally.

USAGE

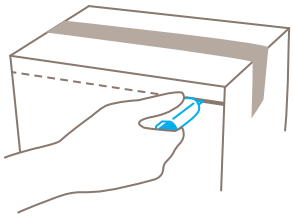

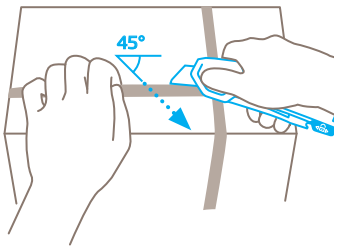

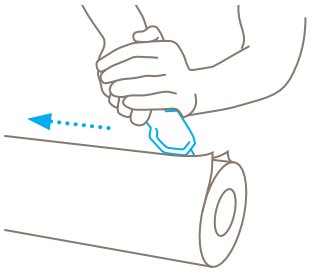

PRODUCT FEATURES

Technical features

- Very high safety
- Tool-less blade change
- Very abrasion resistant
- Very ergonomic
- Safety lock
- 2-cutting edge blade
- Cutting depth
- Rounded-tip trapezoid blade
- bimetal
- Soft grip
- For right and left handers
- Lanyard hole
- Heavy-duty
- Printable for promotional purposes

Main cutting materials

- Cardboard: up to 3-ply
- Plastic strapping band
- Slabbing material off a roll
- Rubber
- Leather
- PVC
- Carpet
- Textile, material
- Wrapping, stretch and shrink foil
- Layers of foil or paper
- Felt
- Tape
- Fleece

Installed blade

NO. 460099
0.63 mm, deep-edged, bimetal

Optional blade

NO. 60099
0.63 mm, rounded blade tips, deep-edged

NO. 160099
0.63 mm, rounded blade tips, deep-edged, stainless

NO. 99
0.63 mm, deep-edged

NO. 199
0.63 mm, deep-edged, stainless

NO. 60095
0.63 mm, rounded blade tips, deep-edged

NO. 98
0.63 mm

BLADE CHANGE

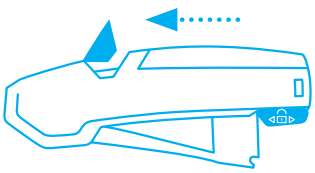

Pull the **blade change button** to the top and release the lever. Blade and blade holder will come out of the handle.



Secure the lever with the safety device and turn the handle so that the **transparent blade cover is facing upwards**.

Now **reverse or change** the blade. Make sure that the blade is exactly positioned on the cams on the blade holder.

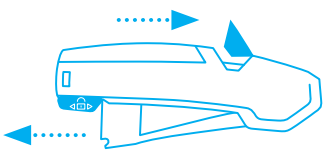

Slide the lock to the rear position, so that the **lever can be released** again. **Then** push the blade change button back into the handle and continue cutting.

SERVICES OFFERED

Safety poster | Training video | Technical data sheet | Consulting service

PRODUCT AND PACKAGING DETAILS

Order No.	NO. 625046.02
Knife size (L x W x H)	154 x 22 x 59 mm
Weight knife	151.0 g
Basic material	Aluminium
Cutting depth	21 mm

Packaging unit	1 in single unit box
Size Single unit box	160 x 26 x 64.0 mm
Weight single unit box	165.0 g
EAN Code single unit box	4002632805578
Quantity in outer pack	10 knives
Size outer pack	133 x 133 x 163.0 mm
Weight outer pack	1760.0 g
EAN Code outer pack	4002632855573
Customs tariff number	82119300

SAFETY CERTIFICATE

Date of issue	05.03.2025
Certification	GS certificate NO. 189957-8176-55094-2025

Certificates and awards

SAFETY ADVICE

To ensure that you use your new MARTOR knife safely and most effectively, please read and note the following user-instructions. Please keep the written guide in a safe place so that you can access it at any time.

1. General application instructions: Please always use the product carefully for manual cutting work only and not for any purposes other than those that are intended. Please take the correct handling and the proper use of the knives into account in this regard. As an additional safety measure, we recommend wearing cut-resistant gloves..

2. Special application instructions to avoid the danger of injuries: Always take great care when handling the product. Before first use, familiarise yourself with the safety technology and how it works. Before every further use, check the knife for proper functioning. Only use cutting tools that are in perfect condition with sharp, clean and undamaged MARTOR blades. Also make sure that the knife's operation is not impaired by the material to be cut or by dirt or particle deposits around the blade. **CAUTION: The blade is sharp and can result in serious and deep cuts. Therefore, never reach into the blade!** Do not place your free hand in the line of cutting and never cut directly towards you.

3. Replacement of spare parts: Replace any blades that become dull at the right time! Use only the replacement blades from MARTOR for this purpose. Dispose of old blades in a proper fashion. They should not be placed in a waste paper bin, as this poses a considerable danger of injuries. Never perform any repairs yourself. If the knife shows signs of aging or any other wear, e.g. which impair safety features, blade changing or usage, the knife must be taken out of service and replaced. Do not modify this product in any way. Modifications of any kind may impair product safety. CAUTION: The risk of injury caused by manipulation of this product is extremely high.

4. Non-use of the knife: Always secure the blade in such a way (depending on product type) that injuries due to cuts are excluded. Store the knife in a secure place.

5. Care instructions: To guarantee a long service life, always keep the knife clean and do not expose it to unnecessary soiling and humidity.

CAUTION: No liability will be assumed for consequential losses. Subject to technical changes and errors! This knife does not belong in the hands of children!

BELT HOLSTER L
NO. 9922

What do you do with your cutting tools when you are not actually using them? The MARTOR BELT HOLSTER L is a robust holder that allows you to carry all large MARTOR knives as well as our safety scissors at all times. In addition, the interior and exterior pockets are designed to allow you to load different tools: for example you can carry an extra safety knife, a pen and a pack of blades. The MARTOR BELT HOLSTER is the ideal place to stow your tools safely when moving from A to B – and have them at hand, as soon as they are required.

BELT HOLSTER XXL
NO. 9924

The BELT HOLSTER XXL is a real space miracle. With it, you not only transport your MARTOR cutting tools safely from A to B. All other work utensils are always within reach. The BELT HOLSTER XXL has two large compartments: the inner one is lockable, the outer one is equipped with a knife safety device. You are also well equipped when it comes to carrying options. Choose flexibly between strap, Velcro fastener and clip.

TOOL RETRACTOR
NO. 9960

The TOOL RETRACTOR protects your cutting tool from loss and from falling down. Its core is the heavy-duty Kevlar cord that can be extended up to 90 cm. As soon as you let go of your knife, it is returned to you via the flexible cord. Your hands are free for other activities – the knife always remains at hand. The carabiner is designed for your belt loop, the Kevlar look at the other end fits through the eyelet of your cutting tool.

USED BLADE CONTAINER
NO. 9810

You can fill the USED BLADE CONTAINER with the content of your SAFEBOX. Or directly with your used blades. When the box is full, turn the lid until it shuts. Now the box cannot be reopened. The next step is to safely and completely dispose of the filled USED BLADE CONTAINER as normal waste.

WALL MOUNT BRACKET USED BLADE CONTAINER
NO. 9845



Include it in your order now! With this mounting bracket you can fix your USED BLADE CONTAINER to a central location. Use the clamp and screws and nuts supplied with the product to attach it to either a pipe or a rod.

SAFEBOX
NO. 108000

The SAFEBOX is large enough to store a large number of used blades safely. And at the same time, it is compact enough to carry with you. The two slits are not only used for filling, but also to „shorten" your snap-off blades. When your SAFEBOX is full, empty it into your USED BLADE CONTAINER.

SAURYA
Engineering Control Safety Solutions

Distributed by: Saurya HSE Pvt Ltd
HO: C-112 A Kailash Business Park, Veer Sawarkar Marg, Vikhroli West, Mumbai 400079, India
T: +91 22 4065 5555 | E: commercial@sauryahse.com | W: sauryahse.com