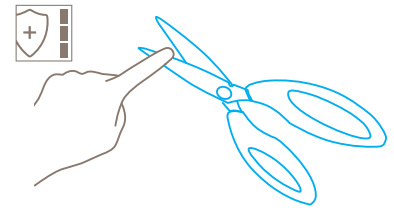


## TECHNICAL DATA SHEET

### SECUPPLUS 565 NO. 565001

#### Safety technology



#### No sharp blade = extra safety

The cutting edges are not angled, but straight ground. This means: No danger for your fingers. Therefore our safety scissors all carry the name SECUPPLUS = special safety



#### LARGE SMALL SAFETY SCISSORS WITH FINGER-FRIENDLY SPECIAL GRINDING AND ADDITIONAL OPTIONS.

**Order No.** 565001.00

#### The all-rounder. At work and at home.

Our all-purpose tool for professional cutting. Ideal for larger hands – or in case you wear gloves during work. Cardboard, paper, films, fabrics and much more cannot withstand its powerful cuts. You also have the best protection thanks to the special sharpening and the rounded tips. The wire-cutter facility can be used to cut through wires and cables, and the additional grips integrated in the handle to open caps.

#### Efficient, but not hazardous

Take a look at the cutting edges. Noticed anything? They are not ground at an angle, but at right angles. Therefore you cannot cut yourself, only the large range of potential materials.

#### Stainless steel

You will be able to use your scissors for a very long time as the metal parts are made from stainless steel. The handles have been coated in a plastic reinforced with fibreglass. Another guarantee for a long service life.

#### Comfortable working

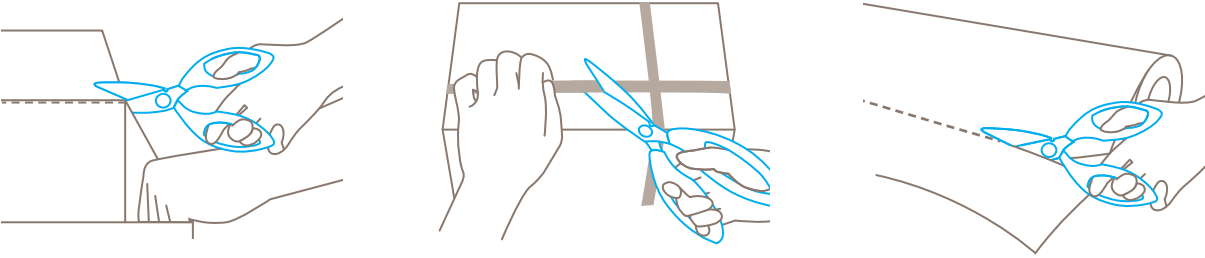
The experts call them "eyes" and these are the two big openings in which you insert your fingers to securely hold the scissors. The "soft grip" on the insides also helps to ensure comfortable and non-slip working.

#### Unscrewing grips

Even though the SECUPPLUS 565 is an all-rounder, it is not restricted just to cutting. A cap that you cannot unscrew? Just use the grips embedded in the handles and the problem will be solved in no time at all!









#### Integrated wire cutter

If you open the scissors a little wider you will be able to use the wire-cutter notch integrated above the screw. Simply slide the wire or cable in place and then cut it to the required length.












PRODUCT FEATURES

Technical features

	Special safety		Very ergonomic		Cutting edge length (75 mm)		Soft grip
	For right and left handers		Heavy-duty		Stainless		Rounded tips

Main cutting materials

	Cardboard: up to 2-ply		Plastic strapping band		Layers of foil or paper		Wrapping, stretch and shrink foil
	Rubber		Textile, material		PVC		Leather
	Felt						

## SERVICES OFFERED



Training video



Technical data sheet



Consulting service

## PRODUCT AND PACKAGING DETAILS

Order No.	NO. 565001.00	Packaging unit	1 on self-service card
Scissors size (L x W x H)	215 x 13 x 85 mm	Size self-service card	250 x 13 x 110 mm
Weight scissors	123.5 g	Weight self-service card	140.0 g
Basic material	Stainless steel	EAN Code self-service card	4002632921339
		Quantity in outer pack	10 scissors
		Size outer pack	115 x 128 x 260 mm
		Weight outer pack	1519.1 g
		EAN Code outer pack	4002632972652
		Customs tariff number	82130000

## SAFETY ADVICE

Please read these instructions and keep them safe so that you can use your new MARTOR scissors safely and in the best possible way.

**1. General application instructions:** Please always use the product carefully for manual cutting work only and not for any purposes other than those that are intended. Please take the correct handling and the proper use of the knives into account in this regard. As an additional safety measure, we recommend the wearing of safe gloves.

**2. Special application instructions to avoid the danger of injuries:** Always use the safety scissors with great caution even when the specially sharpened cutting edges seem to offer protection from cut and stab injuries. Do **not** grind the scissors. Please only use the scissors for the above-mentioned materials in an appropriate fashion and always carefully. With this in mind, respect the correct handling and usage of the safety scissors. Any other usage can lead to damaging the product or even other nearby items. Through

inappropriate usage, e.g. knocks, bangs or falling from even a low height, the scissors can become damaged. In particular, the scissors must not be used in a way that can cause a crushing hazard to the hands or other limbs. Always guide the safety scissors in a straight line away from you and keep them at a constant suitable angle.

**3. Storage/Nonuse of the scissors:** When you are not using the scissors, keep them in a safe place. If the scissors are visibly damaged, do not use them.

**4. Care advice:** Protect the scissors from moisture and heat and store in a dry place. From time to time, put a drop of oil in the screw slots so that the cutting action remains smooth.

**CAUTION: No liability will be assumed for consequential losses. Subject to technical changes and errors! This scissor does not belong in the hands of children!**

### BELT HOLSTER M

NO. 9921



What do you do with your cutting tools when you are not actually using them? The MARTOR BELT HOLSTER M is a robust holder that allows you to carry all midsize MARTOR knives as well as our safety scissors at all times. In addition, the interior and exterior pockets are designed to allow you to load different tools: for example you can carry an extra safety knife, a pen and a pack of blades. The MARTOR BELT HOLSTER is the ideal place to stow your tools safely when moving from A to B - and have them at hand, as soon as they are required.

---



Distributed by: Saurya HSE Pvt Ltd

HO: C-112 A Kailash Business Park, Veer Sawarkar Marg, Vikhroli West, Mumbai 400079, India

T: +91 22 4065 5555 | E: [commercial@sauryahse.com](mailto:commercial@sauryahse.com) | W: [www.sauryahse.com](http://www.sauryahse.com)