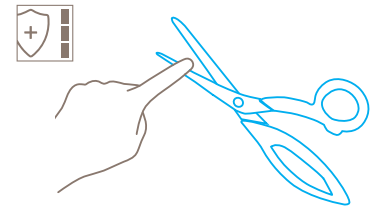


## TECHNICAL DATA SHEET

### SECUPPLUS 564 NO. 564001

#### Safety technology



#### No sharp blade = extra safety

The cutting edges are not angled, but straight ground. This means: No danger for your fingers. Therefore our safety scissors all carry the name SECUPPLUS = special safety



#### SAFETY SCISSORS WITH LONG CUTTING EDGES AND FINGER-FRIENDLY SPECIAL GRINDING.

**Order No.** 564001.00

#### Thumbs up – for very long cuts.

The SECUPPLUS 564 is characterized by its thumb opening and its extra-long edge, which also makes an ideal support surface. These safety scissors enable you to completely control your work. Moreover, you need fewer cuts to complete the job of cutting through cardboard, paper, film, fabric and much more. Optimal safety guaranteed by the special sharpening of the cutting edges and the rounded tips.

#### Efficient, but not hazardous

Take a look at the cutting edges. Noticed anything? They are not ground at an angle, but at right angles. Therefore you cannot cut yourself, only the large range of potential materials.

#### Stainless steel

You will be able to use your scissors for a very long time as the metal parts are made from stainless steel. The handles have been coated in a plastic reinforced with fibreglass. Another guarantee for a long service life.

#### Comfortable working

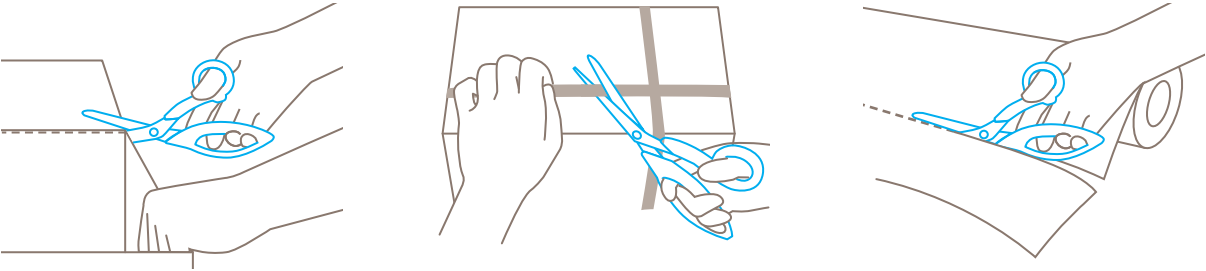
The experts call them "eyes" and these are the two openings in which you insert your fingers to securely hold the scissors. The "soft grip" on the insides also helps to ensure comfortable and non-slip working.

#### Extra-long cutting edges

Fast and controlled – you will cut through easily using the SECUPPLUS 564. Fast, thanks to the long cutting edges. Controlled, as the entire length from the finger opening to the tip can be used as a support surface.









#### Sturdy connection

A matter of course for quality scissors: Both of the cutting edges are held together by a real screw. This ensures sturdy connection and permanent high cutting power.










PRODUCT FEATURES

Technical features

	Special safety		Very ergonomic		Cutting edge length (85 mm)		Soft grip
	For right and left handers		Heavy-duty		Stainless		Rounded tips

Main cutting materials

	Cardboard: up to 2-ply		Plastic strapping band		Layers of foil or paper		Textile, material
	Yarn, cord		Wrapping, stretch and shrink foil		PVC		

## SERVICES OFFERED



Training video



Technical data sheet



Consulting service

## PRODUCT AND PACKAGING DETAILS

Order No.	NO. 564001.00	Packaging unit	1 on self-service card
Scissors size (L x W x H)	224 x 12 x 85 mm	Size self-service card	250 x 13 x 110 mm
Weight scissors	93.0 g	Weight self-service card	112.0 g
Basic material	Stainless steel	EAN Code self-service card	4002632921322
		Quantity in outer pack	10 scissors
		Size outer pack	115 x 128 x 260 mm
		Weight outer pack	1216.8 g
		EAN Code outer pack	4002632972645
		Customs tariff number	82130000

## SAFETY ADVICE

Please read these instructions and keep them safe so that you can use your new MARTOR scissors safely and in the best possible way.

**1. General application instructions:** Please always use the product carefully for manual cutting work only and not for any purposes other than those that are intended. Please take the correct handling and the proper use of the knives into account in this regard. As an additional safety measure, we recommend the wearing of safe gloves.

**2. Special application instructions to avoid the danger of injuries:** Always use the safety scissors with great caution even when the specially sharpened cutting edges seem to offer protection from cut and stab injuries. Do **not** grind the scissors. Please only use the scissors for the above-mentioned materials in an appropriate fashion and always carefully. With this in mind, respect the correct handling and usage of the safety scissors. Any other usage can lead to damaging the product or even other nearby items. Through

inappropriate usage, e.g. knocks, bangs or falling from even a low height, the scissors can become damaged. In particular, the scissors must not be used in a way that can cause a crushing hazard to the hands or other limbs. Always guide the safety scissors in a straight line away from you and keep them at a constant suitable angle.

**3. Storage/Nonuse of the scissors:** When you are not using the scissors, keep them in a safe place. If the scissors are visibly damaged, do not use them.

**4. Care advice:** Protect the scissors from moisture and heat and store in a dry place. From time to time, put a drop of oil in the screw slots so that the cutting action remains smooth.

**CAUTION: No liability will be assumed for consequential losses. Subject to technical changes and errors! This scissor does not belong in the hands of children!**

### BELT HOLSTER M

NO. 9921



What do you do with your cutting tools when you are not actually using them? The MARTOR BELT HOLSTER M is a robust holder that allows you to carry all midsize MARTOR knives as well as our safety scissors at all times. In addition, the interior and exterior pockets are designed to allow you to load different tools: for example you can carry an extra safety knife, a pen and a pack of blades. The MARTOR BELT HOLSTER is the ideal place to stow your tools safely when moving from A to B - and have them at hand, as soon as they are required.

---



Distributed by: Saurya HSE Pvt Ltd  
HO: C-112 A Kailash Business Park, Veer Sawarkar Marg, Vikhroli West, Mumbai 400079, India  
T: +91 22 4065 5555 | E: [commercial@sauryahse.com](mailto:commercial@sauryahse.com) | W: [www.sauryahse.com](http://www.sauryahse.com)