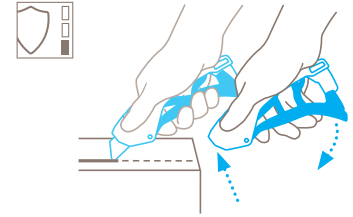


TECHNICAL DATA SHEET

SECUNORM 610 XDR
NO. 610002

Safety technology

**Automatic blade retraction – a high degree of safety**

The SECUNORM 610 XDR is equipped with automatic blade retraction: as soon as you release the lever, the blade disappears into the handle – and it stays there too. This provides a high degree of safety from cut injuries.



VERY DIRT-RESISTANT SAFETY KNIFE WITH AUTOMATIC BLADE RETRACTION.

Order No. 610002.02

Doing the dirty work. With stainless, rounded-tip trapezoid blade.

The SECUNORM 610 XDR is the first universal bag opener that cuts efficiently AND safely. Use it to open bags of any kind and thickness, and any content. XDR means eXtra Dirt Resistant, i.e., even dusty, liquid or sticky contents won't stop the safety knife. The blade automatically retracts after cutting on releasing the lever. Users are then also resistant – resistant to cutting injuries.

Dirt protection

The SECUNORM 610 XDR's open design has several benefits. Dust and other particles won't stick and moveable parts stay moveable. The lever and blade retraction features then continue to function even under the most difficult conditions.

Easy to clean

Extra tough dirt is also no problem! Open the lever downwards to expose the components. Everything can now be cleaned as required, e.g., with compressed air, water or acetone. But remove the blade first!

Stainless steel blade

TRAPEZOID BLADE NO. 160099 is ideal for single-layer film and paper bags. Stronger materials with increased cutting resistance can also be cut quickly and safely. 2-times usable blade.

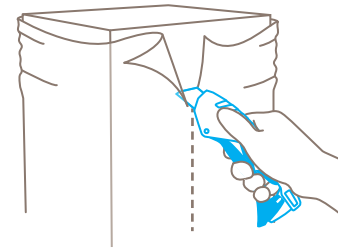
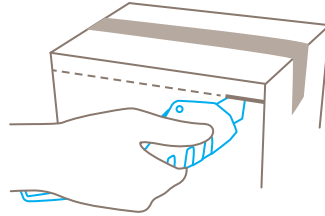
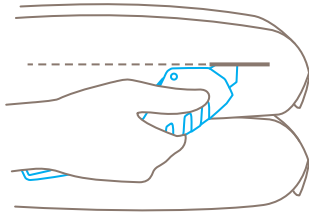
Practical 3-in-1 lever

The bag opener is one of MARTOR's highly ergonomic squeeze-grip knives. The lever is smooth and finger-light to operate. It can be securely locked in place or folded out of the handle for blade changing.

Robust and detectable

Advanced ergonomics are not the only special features of the SECUNORM 610 XDR. The aluminium, unpainted handle and plastic components are also very robust for professional use. All parts are stainless and metal detectable.

USAGE



PRODUCT FEATURES

Technical features



High safety



Tool-less blade change



Very abrasion resistant



Very ergonomic



Safety lock



Cutting depth



Rounded-tip trapezoid blade



For right and left handers



Individually engravable



Heavy-duty



Metal detectable



X-ray detectable



Lanyard hole

Main cutting materials



Bagged goods



Cardboard: up to 3-ply



Wrapping, stretch and shrink foil



Plastic strapping band



Foam, polystyrene



Felt



Fleece



Tape



Textile, material



Layers of foil or paper



Coated film



Laminated film



Yarn, cord

Installed blade



NO. 160099

0.63 mm, rounded blade tips, deep-edged, stainless

Optional blade



NO. 60099

0.63 mm, rounded blade tips, deep-edged



NO. 160060

0.63 mm, rounded blade tip, stainless



NO. 60095

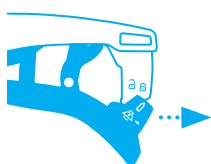
0.63 mm, rounded blade tips, deep-edged



NO. 98

0.63 mm

BLADE CHANGE



Fully pull out the lock...



...and unfold the handle completely.



Release the spring from the groove by applying **light pressure** and by pressing it to the side. Change the blade and put the replacement **precisely** on the location lobes.

SERVICES OFFERED



Safety poster



Training video



Technical data sheet



Consulting service

PRODUCT AND PACKAGING DETAILS

Order No.	NO. 610002.02	Packaging unit	1 in single unit box
Knife size (L x W x H)	158 x 27 x 76 mm	Size Single unit box	159 x 27.5 x 77.5 mm
Weight knife	138.0 g	Weight single unit box	160.0 g
Basic material	Aluminium	EAN Code single unit box	4002632804236
Cutting depth	18 mm	Quantity in outer pack	5 knives
		Size outer pack	142.5 x 80.5 x 163.0 mm
		Weight outer pack	860.0 g
		EAN Code outer pack	4002632854231
		Customs tariff number	82119300

SAFETY CERTIFICATE

Certificates and awards



SAFETY ADVICE

To ensure that you use your new MARTOR knife safely and most effectively, please read and note the following user-instructions. Please keep the written guide in a safe place so that you can access it at any time.

1. General application instructions: Please always use the product carefully for manual cutting work only and not for any purposes other than those that are intended. Please take the correct handling and the proper use of the knives into account in this regard. As an additional safety measure, we recommend the wearing of safe gloves.

2. Special application instructions to avoid the danger of injuries: Always take great care when handling the product. Before first use, familiarise yourself with the safety technology and how it works. Before every further use, check the knife for proper functioning. Only use cutting tools that are in perfect condition with sharp, clean and undamaged MARTOR blades. Also make sure that the knife's operation is not impaired by the material to be cut or by dirt or particle deposits around the blade. **CAUTION: The blade is sharp and can result in serious and deep cuts. Therefore, never reach into the blade!** Do not place your free hand in the line of cutting and never cut directly towards you.

3. Replacement of spare parts: Replace any blades that become dull at the right time! Use only the replacement blades from MARTOR for this purpose. Dispose of old blades in a proper fashion. They should not be placed in a waste paper bin, as this poses a considerable danger of injuries. Never perform any repairs yourself. If the knife shows signs of aging or any other wear, e.g. which impair safety features, blade changing or usage, the knife must be taken out of service and replaced. Do not modify this product in any way. Modifications of any kind may impair product safety. **CAUTION:** The risk of injury caused by manipulation of this product is extremely high.

4. Non-use of the knife: Always secure the blade in such a way (depending on product type) that injuries due to cuts are excluded. Store the knife in a secure place.

5. Care instructions: To guarantee a long service life, always keep the knife clean and do not expose it to unnecessary soiling and humidity.

CAUTION: No liability will be assumed for consequential losses. Subject to technical changes and errors! This knife does not belong in the hands of children!

ACCESSORIES

BELT HOLSTER L

NO. 9922



What do you do with your cutting tools when you are not actually using them? The MARTOR BELT HOLSTER L is a robust holder that allows you to carry all large MARTOR knives as well as our safety scissors at all times. In addition, the interior and exterior pockets are designed to allow you to load different tools: for example you can carry an extra safety knife, a pen and a pack of blades. The MARTOR BELT HOLSTER is the ideal place to stow your tools safely when moving from A to B – and have them at hand, as soon as they are required.

BELT HOLSTER XXL

NO. 9924



The BELT HOLSTER XXL is a real space miracle. With it, you not only transport your MARTOR cutting tools safely from A to B. All other work utensils are always within reach. The BELT HOLSTER XXL has two large compartments: the inner one is lockable, the outer one is equipped with a knife safety device. You are also well equipped when it comes to carrying options. Choose flexibly between strap, Velcro fastener and clip.

TOOL RETRACTOR

NO. 9960



The TOOL RETRACTOR protects your cutting tool from loss and from falling down. Its core is the heavy-duty Kevlar cord that can be extended up to 90 cm. As soon as you let go of your knife, it is returned to you via the flexible cord. Your hands are free for other activities – the knife always remains at hand. The carabiner is designed for your belt loop, the steel cord at the other end fits through the eyelet of your cutting tool.

USED BLADE CONTAINER


NO. 9810



You can fill the USED BLADE CONTAINER with the content of your SAFEBOX. Or directly with your used blades. When the box is full, turn the lid until it shuts. Now the box cannot be reopened. The next step is to safely and completely dispose of the filled USED BLADE CONTAINER as normal waste.

WALL MOUNT BRACKET USED BLADE CONTAINER

NO. 9845



Include it in your order now! With this mounting bracket you can fix your USED BLADE CONTAINER to a central location. Use the clamp and screws and nuts supplied with the product to attach it to either a pipe or a rod.

SAFEBOX

NO. 108000



The SAFEBOX is large enough to store a large number of used blades safely. And at the same time, it is compact enough to carry with you. The two slits are not only used for filling, but also to „shorten“ your snap-off blades. When your SAFEBOX is full, empty it into your USED BLADE CONTAINER.

MDP TEST CARD SET

NO. 9910



There are five cards with different plastic balls in the MDP TEST CARD SET – between 2.5 mm and 8 mm in size. You can reliably test the effectiveness of your metal detectors using the „visiting card“.



Value Driven Safety

Distributed by: SAURYA HSE PVT LTD

**Ho: C-112A, Kailash Business Park, Veer Sawarkar Marg,
Vikhroli (West), Mumbai – 400079, Maharashtra, India**

T: +91 22 4065 5555 E: commercial@sauryahse.com W: sauryahse.com