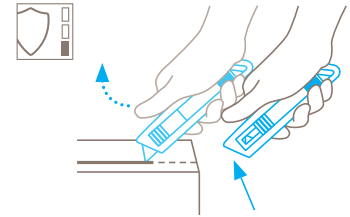


TECHNICAL DATA SHEET

SECUNORM GENIAL NO. 04152

Safety technology



Automatic blade retraction – a high degree of safety

The automatic blade retraction in the SECUNORM GENIAL ensures a great deal of safety from cut injuries. As soon as you have started cutting, take your thumb off the slider. The blade will then immediately retract into the handle after leaving the material being cut.



ROBUST SAFETY KNIFE WITH AUTOMATIC BLADE RETRACTION FOR ALL NORMAL CUTTING JOBS.

Order No. 04152.02

A genteel cutter with a great shape. Trapezoid blade incl.

Do you wear protective gloves at work? Are looking for a cutting tool that sits firmly and safely in a gloved hand? With a curved slider and an exceptionally ergonomic shape, the SECUNORM GENIAL is what you're looking for. Cut multi-layer cardboard boxes, film, plastic strapping band, and much more, without your arm tiring and pace slowing. If you need, feel free to mount a hook blade.

Easy blade change

The SECUNORM GENIAL blade is so easy to change, it is genius. Open the blade cover, which acts as one half of a double-sided slider. Remove the old blade, and replace with a new. Close the blade cover. Finished!

For left and right handers

Cut with the left hand? Cut with the right? Don't worry! The two-sided slider ensures that both left and right handers can work with the SECUNORM GENIAL.

Robust design

You can feel the quality when you take the SECUNORM GENIAL in your hands. No wonder, the handle is 100% aluminium. It also has a very stable design. You therefore benefit longer from it.

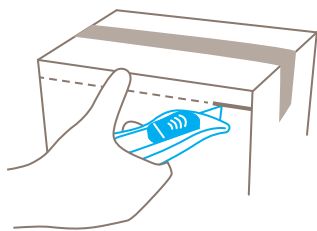
Ergonomically shaped

Have you noticed that the SECUNORM GENIAL handle is especially curvy? It fits into your hands in the best possible way. Even if you have to wear protective gloves.

Small eyelet











The SECUNORM GENIAL eyelet is small, but fine. Pull a strap through it and attach your cutting tool however and wherever you want to, so that it is always handy.

USAGE











PRODUCT FEATURES


Technical features

 High safety	 Tool-less blade change	 Very abrasion resistant	 Ergonomic
 2-times usable blade	 Extended blade length	 Cutting depth	 For right and left hander
 Lanyard hole	 Printable for promotional purposes		

Main cutting materials

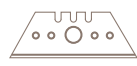
 Cardboard: up to 3-ply	 Wrapping, stretch, and shrink foil	 Plastic strapping band	 Bagged goods
 Tape	 Layers of foil or paper	 Yarn, cord	 Textile, material

Installed blade

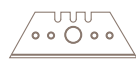


NO. 5232
0.63 mm, deep-edged

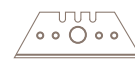
Optional blade



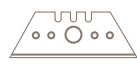
NO. 52
0.63 mm



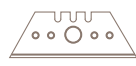
NO. 5233
0.63 mm, 1-sided ground-edge



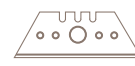
NO. 610
0.63 mm, stainless



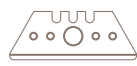
NO. 8852
0.63 mm, TiN coated



NO. 852
0.63 mm, stainless, TiN coated



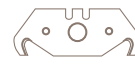
NO. 85233
0.63 mm, 1-sided ground-edge, TiN coated



NO. 65232
0.63 mm, rounded blade tips, deep-edged

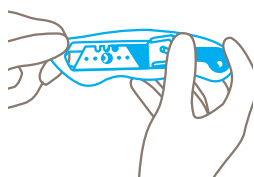


NO. 56
0.63 mm



NO. 5634
0.63 mm, rounded blade tips

BLADE CHANGE



Simply fold the slider up and reverse or change the blade!

SERVICES OFFERED



Safety poster



Training video



Technical data sheet



Consulting service

PRODUCT AND PACKAGING DETAILS

Order No.	NO. 04152.02	Packaging unit	1 in single unit box
Knife size (L x W x H)	148 x 24 x 41 mm	Size Single unit box	152 x 24 x 46 mm
Weight knife	116 g	Weight single unit box	127.0 g
Main material	Aluminium	EAN Code single unit box	4002632920974
Extended blade length	20.2 mm	Quantity in outer pack	10 knives
Cutting depth	14.5 mm	Size outer pack	130 x 97 x 155 mm
		Weight outer pack	1334.0 g
		EAN Code outer pack	4002632972294
		Customs tariff number	82119300

SAFETY CERTIFICATE

Date of issue	27.08.2010
Certificate	GS certificate NO. S 60033010

Certificates and awards



SECURITY ADVICE

To ensure that you use your new MARTOR knife safely and most effectively, please read and note the following user-instructions. Please keep the written guide in a safe place so that you can access it at any time.

1. General application instructions: Please use the product carefully for cutting work only and not for any purposes other than those that are intended. Please take the correct handling and the proper use of the knives into account in this regard.

2. Special application instructions to avoid the danger of injuries: Only use knives that are in perfect condition and have sharp, clean and undamaged blades. employ the utmost care when handling the knives.

CAUTION: The blade is sharp and can result in serious and deep cuts. Therefore, never reach into the blade! To reduce the danger of injuries, hold the hand that is being used to restrain and stabilise the cutting base in such a manner that the restraining hand or even other body parts are not endangered in the event that the knife slips.

3. Replacement of spare parts: Replace any blades that be-

come dull at the right time! Use only the replacement blades available at MARTOR for this purpose. Dispose of old blades in a proper fashion. They should not be placed in a waste paper bin, as this poses a considerable danger of injuries. Never perform any repairs yourself. If the knife displays signs of aging or other wear, e.g. function problems when changing the blade or in the handling of the blade pushers, then it must be rejected and replaced with a new one. Any modifications or manipulations to the product are prohibited, as they impair the product safety. **CAUTION:** There is an extremely high danger of injuries here!

4. Non-use of the knife: Always secure the blade in such a way that injuries due to cuts are excluded. Store the knife in a secure place.

5. Care instructions: Always keep the knife clean and do not expose it to unnecessary humidity to safeguard a long service life.

CAUTION: No liability will be assumed for consequential losses. Subject to technical changes and errors! This knife does not belong in the hands of children!

ACCESSORIES

BELT HOLSTER M WITH CLIP NO. 9921



What do you do with your cutting tools when you are not actually using them? The MARTOR BELT HOLSTER M is a robust holder that allows you to carry all midsize MARTOR cutters as well as our safety scissors at all times. In addition, the interior and exterior pockets are designed to allow you to load different tools: for example you can carry an extra cutter, a pen and a pack of blades. The MARTOR BELT HOLSTER is the ideal place to stow your tools safely when moving from A to B - and have them at hand, as soon as they are required.

HOLSTER LARGE NO. 9843




Your cutting tool will feel comfortable in this ‚no-fuss‘ plastic HOLSTER. Attach it to your belt, or with a clip to your jeans pocket. This large black HOLSTER is suitable for storing the SECUPRO cutters MAXISAFE, OPTISAFE, PROSAFE and LEWIS, as well as the SECUNORM GENIAL.

USED BLADE CONTAINER NO. 9810



You can fill the USED BLADE CONTAINER with the content of your SAFEBOX. Or directly with your used blades. When the box is full, turn the lid until it shuts. Now the box cannot be reopened. The next step is to safely and completely dispose of the filled USED BLADE CONTAINER.

WALL MOUNT BRACKET USED BLADE CONTAINER NO. 9845



Include it in your order now! With this mounting bracket you can fix your USED BLADE CONTAINER to a central location. Use the clamp and screws and nuts supplied with the product to attach it to either a pipe or a rod.

SAFEBOX NO. 108000



The SAFEBOX is large enough to store a large number of used blades safely. And at the same time, it is compact enough to carry with you. The two slits are not only used for filling, but also to „shorten“ your snap-off blades. When your SAFEBOX is full, empty it into your USED BLADE CONTAINER.



Value Driven Safety